

The NHS in London, working with GPs, has developed a set of standards, often known as indicators, for GP practices which give you the kind of information you need to make decisions about your healthcare.

The standards cover areas like diagnosis, screening, vaccinations for children, and ease of getting appointments, making it easier for you to:

- see how effective your GP services are in areas of healthcare that matter to you
- understand what your practice is doing to meet the healthcare standards required by you and your family
- make a decision about registering with a practice that best suits your particular needs

Our job is to publish the standards, which are made up of indicators using independent information. The standards have been developed in partnership with doctors, nurses, general practice staff and patients. Information appearing here will be updated regularly.

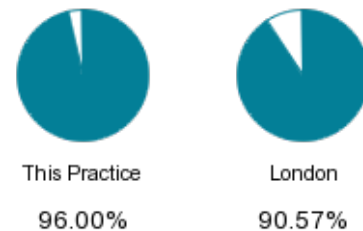
Latest results

Assessment of depression

The percentage of patients with a new diagnosis of depression whose condition has been assessed by this GP practice

What is better: higher values are better

Most recent data update: Annual 2010-11

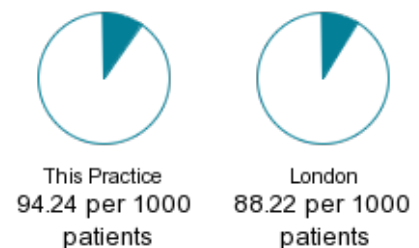


Attendance at A&E

How often patients in this GP practice go to accident and emergency departments

What is better: lower values are better

Most recent data update: Quarter 1 2012-13

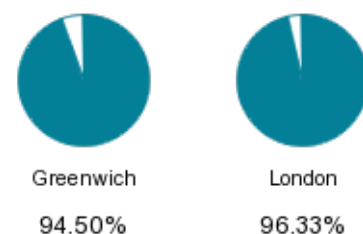


Breast Cancer Survival

Proportion of GP patients in the local area who survive one year or more following an initial diagnosis of breast cancer

What is better: higher values are better

Most recent data update: Annual 2010-11



Care at the end of life

Does this GP practice keep a register of all patients who are nearing the end of their life, so that the right support can be given?

What is better: n/a

Most recent data update: Annual 2011-12

This Practice maintains a complete end of life register

Childhood vaccinations

How effectively GP services are able to complete immunisations for children by the right age (score out of 400)

What is better: higher values are better

Most recent data update: Quarter 4 2011-12

This standard has different parts which are shown in the [detail view report\(ind7\)](#)



This Practice

335.00

Early awareness of cancer

Percentage of patients in the local area newly recorded as having cancer, who were previously referred by a GP practice to see a cancer specialist within two weeks

What is better: higher numbers are better

Most recent data update: Annual 2011-12



Greenwich

46.76%



London

41.94%

Flu jabs for people aged 65 and over

The percentage of patients aged 65 and over in this GP practice who have been immunised against flu

What is better: higher values are better

Most recent data update: Annual 2011-12



This Practice

80.70%

Flu jabs for people at risk aged under 65

The percentage of patients at risk aged under 65 in this GP practice who have been immunised against flu

What is better: higher values are better

Most recent data update: Annual 2011-12



This Practice

70.80%

Getting to see your GP

How satisfied patients at this GP practice are with getting appointments, opening hours and getting through on the telephone (score out of 300)

What is better: higher values are better

Most recent data update: Quarter 4 2010-11

This standard has different parts which are shown in the [detail view \(outcome-report/ind21\)](#)



This Practice

228.36



London

220.81

Health checks for serious mental illness

Percentage of patients with serious mental illness with a physical health check in the last 15 months

What is better: higher is better

Most recent data update: Annual 2010-11



London
91.42%



This Practice
91.18%

Heart Disease

How effectively GP services are able to identify patients who might be at risk from coronary heart disease

What is better: towards an expected value of 1

Most recent data update: Annual 2010-11



This Practice
0.76 to 1

London data not available

Learning from significant events

How effectively GP services record and report significant events and things that have gone wrong

What is better: n/a

Most recent data update: Annual 2011-12

1 year and 3 year minimum level fully met

Long term conditions (unplanned care)

How often patients in this GP practice with a long term condition are admitted to hospital in an emergency

What is better: lower values are better

Most recent data update: Quarter 1 2012-13



This Practice
31.05 per 1000 patients



London
25.10 per 1000 patients

Lung Cancer Survival

Proportion of GP patients in the local area who survive one year or more following an initial diagnosis of lung cancer

What is better: higher values are better

Most recent data update: Annual 2010-11



Greenwich
30.98%



London
32.43%

Lung disease

How effectively GP services are able to identify patients with Chronic Obstructive Pulmonary Disease (COPD)

What is better: towards an expected value of 1

Most recent data update: Annual 2010-11



This Practice

0.50 to 1

London data not available

Missed health checks for serious mental illness

Percentage of patients in the local area with serious mental illness contacted by their GP practice after missing their health review

What is better: higher is better

Most recent data update: Annual 2010-11



Greenwich

77.66%



London

91.38%

Patient experience

How satisfied patients at this GP practice are with the quality of their actual appointment (score out of 700)

What is better: higher values are better

Most recent data update: September 2012

This standard has different parts which are shown in the **detail view (outcome-report/ind17)**



This Practice

598.09



London

603.36

Patient Satisfaction

How satisfied patients are with the overall quality of care they receive at this GP practice (score out of 200).

What is better: higher values are better

Most recent data update: Quarter 4 2010-11

This standard has different parts which are shown in the **detail view (outcome-report/ind18)**



This Practice

160.98



London

162.45

Patients leaving the practice

Percentage of patients who changed from this GP practice to another without changing home address.

What is better: lower values are better

Most recent data update: Quarter 3 2011-12



This Practice

0.39%

Safe prescribing

How effectively GP services in the local area meet best practice in prescribing non-steroidal anti-inflammatory drugs

What is better: lower values are better

Most recent data update: Quarter 1 2012-13



Greenwich

25.98%



London

27.65%

Seeing the GP you want to see

The percentage of patients in this GP practice who are satisfied that they can see their preferred doctor most or all of the time

What is better: higher values are better

Most recent data update: September 2012



This Practice

72.44%



London

55.41%

Smear tests

Percentage of women aged 25-64 years old in this GP practice who have been screened for cervical cancer in the past 5 years

What is better: higher values are better

Most recent data update: Quarter 4 2011-12



This Practice

73.28%

Smoking

The percentage of patients in this GP practice whose smoking status has been recorded in the past 27 months

What is better: higher values are better

Most recent data update: Annual 2011-12



This Practice

87.05%



London

85.26%

Smoking with a long-term condition

The percentage of patients in this GP practice with long term health conditions who have been offered support in giving up smoking

What is better: higher values are better

Most recent data update: Annual 2010-11



This Practice

96.73%



London

93.00%

Stroke prevention (medication)

The percentage of patients with an irregular heartbeat, known as atrial fibrillation, who are treated with suitable medication

What is better: higher values are better

Most recent data update: Annual 2011-12



This Practice

92.16%



London

93.43%